

Waimarino Cluster

Downloading Videos: using Keepvid.com

It may be easier to copy this link below from here rather than find your way around the site:

<http://keepvid.com/?url=http%3A//keepvid.com/%3Furl%3Dhttp%253A//keepvid.com/>

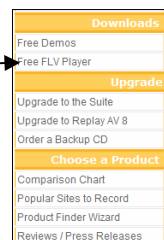
(save this link to your favorites for use each time)

1. Copy the URL of the video you want (from youtube etc) and paste it into the green rectangle as it asks, then click the down arrow to select where the video is coming from eg) Youtube.
Click Download.
2. Follow the instructions for saving flv (under the Grey download bar)
3. Save the file to *my videos* on your computer.
4. Find the file in *my videos* and right click on it to rename it eg) *classvideo.flv*



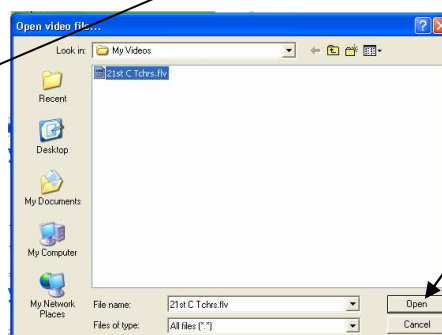
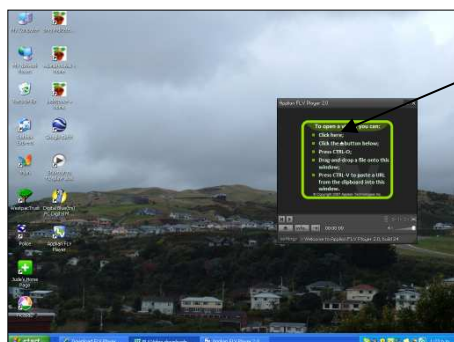
Playing Videos: using FLV

1. Click the play button and it will take you to the Applian Technologies Site
2. Download the *free FLV Player*
3. Click the save option (I try to always save to my C Drive and Program Files –if it doesn't come up automatically after saving you may have to find it in Program Files and click it to start the setup).
4. Be careful to take the ticks off the choices they give for extra downloads!
5. Click finish and check for the icon now on your desktop.



Playing your saved videos using FLV

1. Double Click the icon and then click the first choice [Click here](#)



Open and play!

