























Enabling the 21st Century Learner - Resources and Tools

Know How? Can Do?

| | | | | | |
|--|--|---|--|---|---|
|  <p>Use Power-point to create slideshows, with recorded sound, music and hyperlinks.</p> |  <p>Create class ePortfolios using Powerpoint.</p> |  <p>Take photos and download from the camera. Adjust, resize and enhance.</p> |  <p>Source and save interactive resources to support literacy and numeracy.</p> |  <p>Create multi-media presentations and digital stories using photo-story3</p> |  <p>Learn how to use the data projector to support teaching and learning.</p> |
|  <p>Search the web with increased efficiency making use of different search engines and resource libraries.</p> |  <p>Make use of student-friendly 'general' reference sites.</p> |  <p>Make use of web tools and resources to help keep children safe on the web.</p> |  <p>Make use of digital tools to gather, analyse and use data.</p> |  |  <p>Display ideas visually with digital maps, and organisers.</p> |
|  <p>Use a Webcam to enhance the reading programme.</p> |  <p>Blog Basics: Create a classroom blog.</p> |  <p>Better Blogs: Power your blog with page elements and by embedding third-party content.</p> |  <p>Use wikis in your class to communicate and collaborate.</p> |  <p>Make use of voice-thread to create opportunities for students to develop their oral language skills and form opinions.</p> |  <p>Participate in projects which involve collaborating with others from outside your classroom.</p> |
|  <p>Make connections using a Webcam</p> |  <p>Shoot and download video footage to edit in Movie Maker</p> |  <p>Creating comics using free web2 software.</p> |  <p>Provide opportunities for students to create digital art.</p> |  <p>Using Geocaching and Google Earth/ Maps to discover places in authentic ways and link to the world.</p> |  <p>Provide opportunities and tools for students to create games and learning objects.</p> |
|  <p>Provide opportunities and tools for students to experience animation using Pivot, Gif or Powerpoint .</p> |  <p>Use storyboarding and Claymations with students</p> |  <p>Create a home page to store favorite blogs, websites and RSS feeds etc</p> |  <p>Save your favourite websites, online with social bookmarking.</p> |  <p>Using ICT to support inquiry learning using Blooms.</p> |  <p>Identify key sites that focus on 21st century education with a focus on pedagogy to practice.</p> |

